

DI-2 (36 KV)

MEDIUM VOLTAGE SWITCHGEAR



DI-2, a modular concept combining all medium voltage functions.

DI-2'S MODULAR DESIGN ALLOWS YOU TO CREATE RATIONAL, ECONOMICAL & CUSTOM-MADE COMBINATIONS OF MEDIUM VOLTAGE CUBICLES (WITH A RATED VOLTAGE OF 36KV)

SGC

SwitchGear Company

THE SPECIALIST IN MEDIUM VOLTAGE SWITCHGEAR

www.switchgearcompany.eu - info@switchgearcompany.eu

TABLE OF CONTENTS

1. OVERVIEW	p. 3
1.1. DI-2 DESIGN PHILOSOPHY AND APPLICATIONS	p. 3
1.2. MODULAR TYPE DI-2.....	p. 3
1.3. SF ₆ INSULATION	p. 4
1.4. STANDARDS.....	p. 4
1.5. INTERNAL ARC RESISTANCE.....	p. 5
2. DI-2 MODULES RANGE	p. 6
2.1. TECHNICAL SPECIFICATIONS	p. 6
2.2. EXTENSIVE SPECIFICATIONS	p. 7
2.3. MODULES - SPECIFICATIONS & DIMENSIONS	p. 8
• DI-A	p. 10
• DI-P	p. 11
• DI-D	p. 12
3. PRODUCTION PROCESS	p. 13
3.1. PRODUCTION PROCESS OF THE DI-2 CUBICLES IN NEVELE.....	p. 14
4. OTHER PRODUCTS BY SGC - SWITCHGEAR COMPANY	p. 15



SGC - SwitchGear Company • Moorstraat 24 • B-9850 Nevele • Belgium
Tel. +32 (0)9 321 91 12 • Internet: www.switchgearcompany.eu • E-mail: info@switchgearcompany.eu

1. OVERVIEW

1.1. DI-2 DESIGN PHILOSOPHY AND APPLICATIONS

SGC - SwitchGear Company is a fast-growing Belgian company that invests considerable time and energy in Research & Development to serve customers even better.




User-friendliness, safety and care for the environment is the main drive for developing SGC - SwitchGear Company's switchgear.

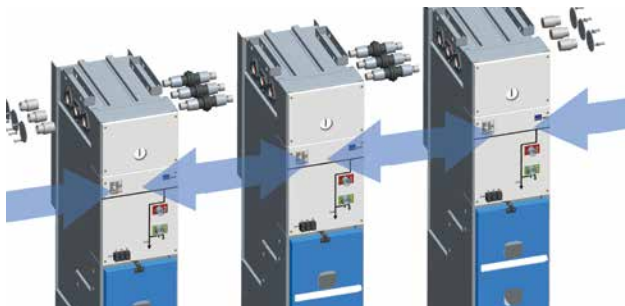
Over time SGC - SwitchGear Company has developed the "DI-2", a modular concept which combines all medium voltage functions. It allows SGC - SwitchGear Company to provide "made-to-measure" solutions for all your medium voltage needs.

The DI-2 cubicles and associated switchgear offer a wide range of applications and can be used worldwide in many industries. DI-2 cubicles can be used with distribution and dispersion switchgear, electrical substations and medium-voltage engines, wind generators, cogeneration, and much more.

The DI-2-concept provides a solution for all your needs and demands for new installations.



1.2. MODULAR TYPE DI-2



The DI-2 system is a modular concept based on the "building blocks" principle, which means that cubicles are produced in series. As a result, the modular DI-2 concept meets the highest technical standards in a rational, economically sound way. The combination of cubicles is unlimited. Very complex diagrams of distribution and transformer switchgear can be compiled through this extensive spectrum of possibilities.

The cubicle dimensions are very dense since the switching occurs in an SF₆ insulation medium. The semi-compact cubicles are particularly beneficial if the available

space should pose a problem or if economical factors play an important role.

Cubicles also contain all functional interlocks which allows for effortless application, according to all current standards, and which allows installation in consumer work spaces. As a result, capacity loss will be minimal. Additionally, the cubicles have been fitted with a system for pressure release which shields the user from the consequences of an internal arc.

"A modular concept combining all medium voltage functions..."

1.3. SF₆ INSULATION

SF₆ stands for sulphur hexafluoride, which is a clear and odourless, inert, non-toxic and non flammable gas. It is extremely stable, especially due to the six covalent connections of the molecule. SF₆ has a molecular mass of 146.05, 5 times heavier than air, which makes it one of the heaviest gasses. It can be obtained in cylinders anywhere in the world and is used extensively in different sectors such as the petrochemical field, the nuclear sector, and in electron microscopy. SF₆ is even found in double glazing.

For over 30 years SF₆ gas has proven to be superior as an insulation and interruption medium in high (HV) and medium voltage (MV) installations. One of the physical characteristics of SF₆ is that the gas neutralises electrons. Its insulating property makes SF₆ especially important for medium and high-voltage switchgear, switches and transformers.

In MV and HV installations, it is extremely important that the cables and switchgear are well insulated to avoid electrical arcs or short-circuits. There is even an additional advantage: SF₆ gas acts as a space saver since it requires less space than air for switching purposes.

SGC - SwitchGear Company's DI-2 range is filled with SF₆ gas. Switches are "sealed for life" and require minimal maintenance. When it comes to recycling electrical components, current regulations require recuperation of components containing gas after their lifecycle ends. The recuperation of SF₆ products is regulated by law and executed by specialized companies according to a strict schedule. SGC - SwitchGear Company will be available at all times to help you with this specific problem.



SF₆ filling and sealing station

1.4. STANDARDS

The DI-2 system has been certified according to IEC (International Electrotechnical Commission) standards:

The whole concept conforms to ISO procedures, certificates and even to ISO 9001 guidelines. Cubicle testing is carried out in accordance with IEC regulation and self-enforced quality requirements.

“All cubicles are built according to IEC 62271-200”



1.5. INTERNAL ARC RESISTANCE

A short-circuit or another malfunction can create an internal arc. An internal arc in a classic MV cubicle, could severely damage the installation and possibly injure the operator and electrocute him or her.

The DI-2 is designed to resist internal arcs, protecting both the operator and the installation. Through a strategic **pressure release system**, the internal arc is restricted to the compartment where it originated and it does not propagate towards the operator or to other compartments.

The anti-arc kit of DI-2 cubicles is specifically designed to minimize the consequences of an internal arc. By default all provided cubicles are equipped with a rupture disk avoiding any problem in the unlikely event of an internal overpressure.

Upon delivery, two reinforced side plates will be supplied in order to close the cabin completely, both to the left and right sides against the wall.

As a result, an expansion space is created across the total height and width of the installation.

For applications in accessible concrete outdoor cabins, the anti-arc kit allows gasses to be diverted to the basement area. There is an exhaust opening in the floor panel along the side of the wall specifically for this purpose.

DI-2 cubicles were **tested with these specifications at independent, accredited testing stations (e.g. IPH, Kema)**. All components were subjected to an internal arc test IAC 16kA - 1s. All IEC 62271-200 (2003-11) assessment criteria have been met.




The various tests were always in accordance with IAC specifications by the standard IEC 62271-200

2. DI-2 MODULES RANGE

2.1. TECHNICAL SPECIFICATIONS

Rated Voltage	kV	36
Impulse withstand voltage 1.2 / 50 μ s		
- To earth and between phases	kV	170
- Over the insulated distance	kV	195
Power frequency withstand voltage:		
- To earth and between phases	kV	70
- Over the insulated distance	kV	80
Rated frequency	Hz	48/62
Rated current	A	400/630
Rated short-time current 3 s.	kA	20
Rated peak value of the current	k \hat{A}	50
Breaking capacity RV36 (Class E3)		
- Mainly active load current (I_1 / I_{loop})	A	400/630
- Closed loop current (I_{2A} / I_{loop})	A	630
- Cable charging current (I_{4A} / I_{CC})	A	25
(I_{4B})	A	2
- Short circuit making current (I_{na})	k \hat{A}	50
- Earth fault current (I_{6a} / I_{ef1})	A	50
- Cable and line charging current under earth faults (I_{6b} / I_{ef2})	A	16
Degree of protection		IP6X/IP4X
Mechanical durability c/o		1000 (=M1)
Standards	IEC 62271-100, IEC 62271-1, 62271-102, -103, -105, 62271-200	
Certificates	KEMA/IPH	



2.2. EXTENSIVE SPECIFICATIONS

Cubicles consist of galvanized and stainless steel plates. Due to the unique design, the cubicles are able to withstand internal arcs effortlessly.

A lot of detail went into the functional design to ensure that, in the event of an internal malfunction, no bursts of flames can move between plating surfaces, the door or between cubicles.

Possible internal arcs are also guaranteed to be restricted to the compartment where they originated.

The user-friendly construction of the drive mechanisms easily allows for optional features to be installed at a later stage. Optional features can even be installed without taking the cubicle out of service.

SGC - SwitchGear Company's countless years of experience resulted in a cable compartment as comfortable and as functional as possible. Thanks to the removable door, the operator has maximum access to the connection points. This is crucial when (dis)assembling cables and fuses, and during maintenance work. Moreover, it will save time and lead to less industrial accidents.

All connection points and fuse holders have been manufactured from rounded materials to make connecting parts as easy and as safe as possible.

Cable supports are provided to support the high voltage cable in every type of cubicle.

The distance between the contact point and the cable support ensures installation of the terminals in the cubicle. Manual operation of the cubicles requires minimal switch force. The clean and neat synoptic diagram provides a clear and safe overview of the different positions of the various parts of the cubicle.

The accessories (such as floor panels and connecting plugs) are stored in boxes and ensure easy assembling of the cubicles. The cubicles and their corresponding parts can be equipped with a wide range of optional features on request, in order to offer expert solutions to your needs.



“The cubicles can be equipped with a wide range of optional features...”



OTHER OPTIONS & DIMENSIONS?

Please consult us for options and dimensions other than those mentioned in this catalogue.

2.3. DI-2 MODULES - SPECIFICATIONS & DIMENSIONS

DI-A

Incoming cubicle or cable field with load break switch and interlocked earthing switch.

p. 10

DI-P

Transformer protection cubicle with load break switch/fuse combination.

p. 11

DI-D

Protection cubicle with vacuum circuit breaker.

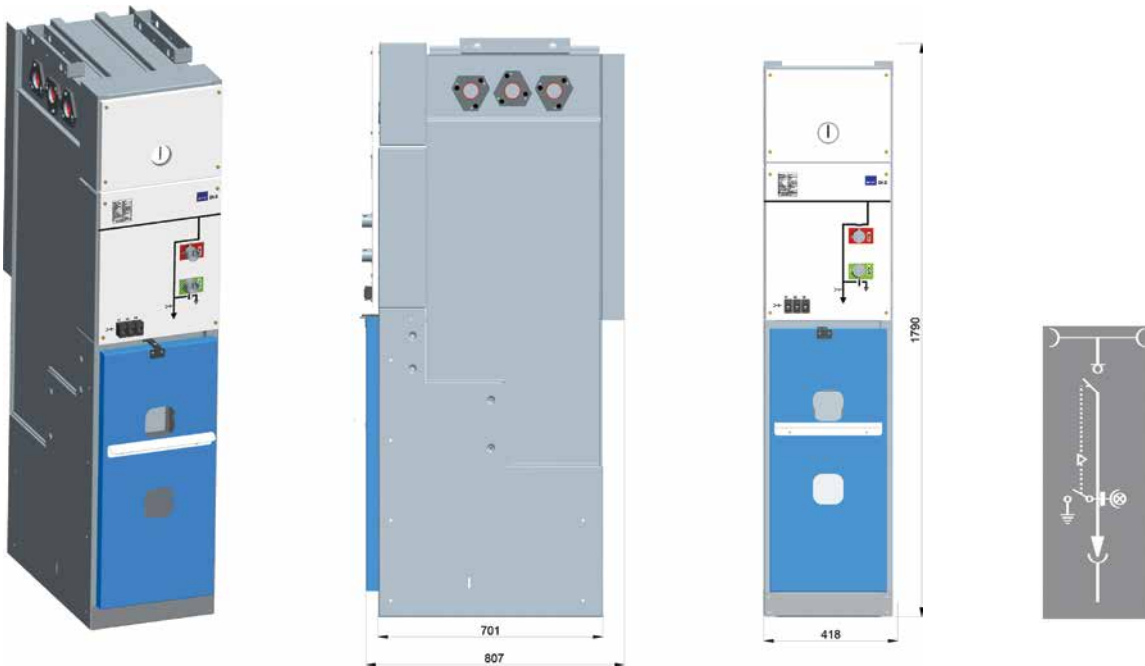
p. 12

OTHER MODULAR CUBICLES ARE AVAILABLE ON DEMAND...

We offer other types of cubicles on demand. Please contact our salesteam: sales@switchgearcompany.eu







Standard Equipment

- Triple-phase load break switch RV36, class E3 according to IEC 62271-103, SF₆-insulation
- Integrated interlocked earthing switch with making capacity up to 50 kA
- Cable support
- Door interlock
- Sockets for capacitive voltage detector with parallel testing possibility HR/LR
- Low-voltage compartment

Options

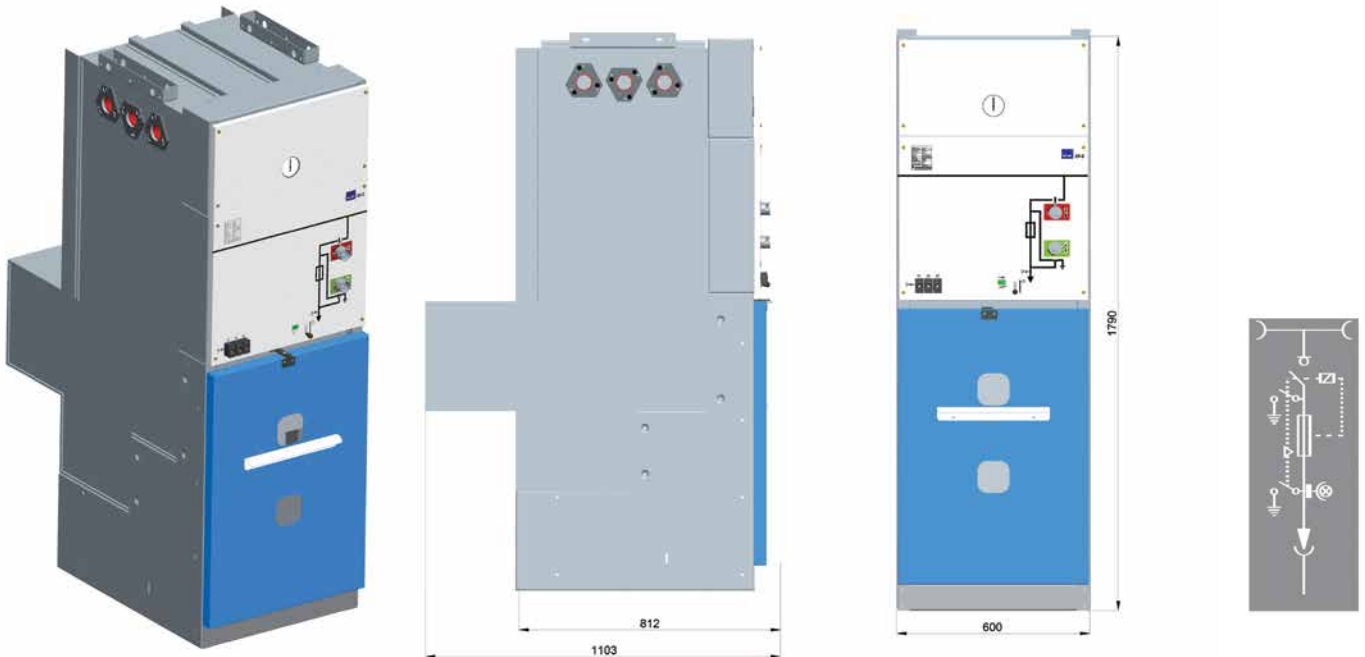
- Set of auxiliary contacts on load break switch
- Set of auxiliary contacts on earthing switch
- Key interlock on load break switch
- Key interlock on earthing switch
- Key interlock on both
- No door interlock
- Motor operation: 24-48-110 V - DC or 110-220 V AC
- Short-circuit indicator (to be specified by the customer when the order is placed)
- Voltage indicators
- Cubicle base: 200 mm, 300 mm or 400 mm height (Other dimensions on request)
- Floor panels
- Button press control
- Remote control

APPLICATION

Supply cable connection.

SPECIFICATIONS & DIMENSIONS

Rated Voltage	kV	36
Rated current	A	630
Short-term current	kA	20
Time of the short duration of current	s	3
Width	mm	418
Depth	mm	760
Height	mm	1790
Height between ground and end socket	mm	790
Height between ground and cable support	mm	310
Weight	kg	225
IAC AFL		16kA - 1s



Standard Equipment

- Triple-phase load break switch RV36, class E3 according to IEC 62271-105, SF₆-insulation
- Double earthing switch with mutual interlock
- Socket for HRC fuses:
- Door interlock
- Sockets for capacitive voltage detector with parallel testing possibility HR/LR
- Low-voltage compartment
- Three phase tripping in case of fuse trip

Options

- Set of auxiliary contacts on load break switch
- Set of auxiliary contacts on earthing switch
- Key interlock on load break switch
- Key interlock on the earthing switch
- Key interlock on both
- Shunt trip *
- Under voltage release *
- Closing release *
- Motor operation *
- HRC fuses and/or spare fuses
- Contact "fuse blown"
- Automatic recloser
- Voltage indicators
- Cubicle base: 200 mm, 300 mm or 400 mm height (other dimensions on demand)
- Floor panels
- Button press control
- Remote control

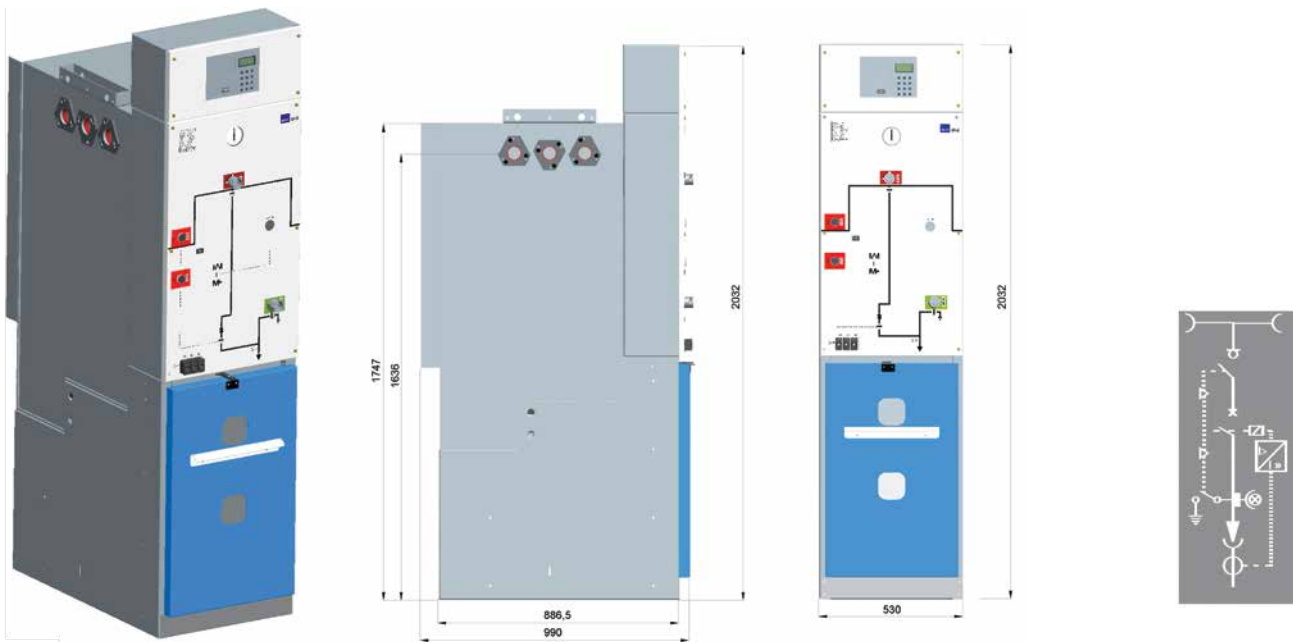
* available voltages: 24 V AC/DC, 48 V AC/DC, 110 V AC/DC, 220 V AC

APPLICATION

Transformer protection and MV-equipment protection.

SPECIFICATIONS & DIMENSIONS

Rated Voltage	kV	36
Rated current	A	630/63
Short-term current	kA	20
Time of the short duration of current	s	3
Width	mm	524
Depth	mm	950
Height	mm	1790
Height between ground and end socket	mm	790
Height between ground and cable support	mm	310
Weight	kg	250
IAC AFL		16kA - 1s



Standard Equipment

- Triple-phase load break switch RV36, class E3 according to IEC 62271-103, SF₆-insulation
- Vacuum circuit breaker with integrated self-powered protection relay, current transformers and open release
- Interlocked earthing switch with rated making capacity up to 50 kA downstream of the capacity switch
- Cable support
- Door interlock
- Sockets for capacitive voltage detector with parallel testing possibility HR/LR
- Voltage indicators
- LV compartment

Options

- Set of auxiliary contacts on the load break switch
- Set of auxiliary contacts on the earthing switch
- Key interlock on load break switch
- Key interlock on earthing switch
- Key interlock on both
- No door interlock
- Motor operation on load break switch: 24-48-110 V AC/DC & 220 V AC
- Short-circuit indicator (to be specified by the customer)
- Earthing connections upwards from the circuit breaker
- Voltage indicators
- Cubicle base: 200 mm, 300 mm or 400 mm height (other dimensions on demand)
- Floor panels
- Button press control on switch-disconnector
- Remote control on switch-disconnector
- Other type of relay can be built in

APPLICATION

Protection of descending feeders with circuit breaker, transformer and MV-equipment protection.

SPECIFICATIONS & DIMENSIONS

Rated Voltage	kV	36
Rated current	A	630
Short-term current	kA	20
Time of the short duration of current	s	3
Width	mm	600
Depth	mm	1047
Height	mm	1790
Height between ground and end socket	mm	790
Height between ground and cable support	mm	310
Weight	kg	352
IAC AFL		16kA - 1s

3. PRODUCTION PROCESS

3.1. PRODUCTION PROCESS OF THE DI-2 CUBICLES AT NEVELE

The DI-2 system is the result of a combination of modern design technologies and economical, ergonomic and environmentally friendly production processes.

It all starts in the design department where your drawings will be **customized via CAD applications**. As soon as the drawings are approved, production can start. SGC - SwitchGear Company's steel plate department works with the most modern machinery, programmed by a CAD/CAM system.

The automated laser, punch and bend section can truly be considered unique. Two ultra-fast punch-corner cutting scissor machines are each provided with an automatic loading and sorting system which sorts and saves the items.

The numerous possibilities of the matrixes and plate feeders ensure that the cubicles can be uniformly produced as 100% user-friendly.

After the laser and punch processing, several panels are pleated on the fully automatic pleating bank, sorted and possibly moved on to a CNC-operated welding robot. This machine welds the fitting bolts and corners of the door panels and other parts.

The doors are now subjected to a complete process where they are degreased, stained, phosphated, passivated and given an additional rinse with demineralised water.

They are automatically sprayed with polyester powder in a powder spray cabin, after which they are heated in an oven at 200°C.

The complete cubicle structure has been constructed out of high-quality galvanized plates, it is resistant to corrosion and **has a long life span**.



“DI-2: modern technology & ergonomic, eco-friendly production processes...”



In the assembly hall the specialized units are first pre-assembled. This division allows us to devote the necessary care to obtaining a perfect balance with, and a correct assembly of the various components. In the next stage the cubicles are assembled. This stage is subject to strict assembly procedures.

In a next stage all cubicles are subjected to a severe control. The electrical tests include resistance measurement of the load break switch and integrated earthing switch. Subsequently, the cubicle is subjected to a power frequency test 70 kV - 1min. The verification of the bounce and synchronism of the load break and earthing switch is another important routine test. The mechanical tests are performed to examine the correct position of all parts and interlocks. All important connections are sealed during this stage.

Right before being dispatched the cubicles will undergo a final control; this is where custom, optional features will be installed and checked separately.

The cubicle is now ready for dispatch ... **to a happy and satisfied customer!**



“Our cubicles are resistant to corrosion and have a long life span...”



4. OTHER PRODUCTS BY SGC - SWITCHGEAR COMPANY

DR-6/DT-6

Compact and/or extensible SF₆ insulated Ring Main Unit, 12 - 24 kV



DF-2/DF-2+

Modular and extensible switchgear.



DF-3/DF-3+

Modular and extensible switchgear.



DW-2

(AIS Metal-clad) A family of air-insulated medium voltage switchgear solutions for indoor installations.



INTERESTED IN OUR PRODUCTS, PRODUCTION PROCESS OR PLANT?

Please contact our Sales Team (sales@switchgearcompany.eu) for a guided tour, information on our products or visit our website www.switchgearcompany.eu





SGC nv SwitchGear Company.

Medium voltage switchgear, built to last.

SGC nv SwitchGear Company has been supplying reliable products for electrical distribution for more than 35 years. Innovative ideas and environmental care are the driving forces behind SGC nv SwitchGear Company. The development of complete solutions consists of a minimum number of components, all of which have an exceptional life span. SGC nv SwitchGear Company stands for exceptional quality and superior customer care. Your desired specifications and deadlines are our main concern.

An exclusive factory and highly automated production lines are key factors in our "state of the art" components and systems. It enables us to develop the DF-2, DR-6/DT-6, DF-3, DI-2 and DW-2 to the highest quality standards. When it comes to delivery times, prices and products SGC nv SwitchGear Company delivers.



SGC nv SwitchGear Company

Moorstraat 24

B-9850 Nevele

Belgium

☎ +32 (0)9 321 91 12

Internet: www.switchgearcompany.eu

E-mail: info@switchgearcompany.eu

THE SPECIALIST IN MEDIUM VOLTAGE SWITCHGEAR