

MEVOCO

MEDIUM VOLTAGE COMPONENTS

THE ONE STOP SHOP FOR MEDIUM VOLTAGE COMPONENTS



VA(S)-2(RP) Circuit Breakers

Reliable protection of your distribution network

Mevoco's new generation VA(S)-2(RP) vacuum circuit breaker proves that Mevoco is once again a safe and reliable partner for medium voltage components

www.mevoco.be

VA-2(S) Concept

The Mevoco vacuum circuit breaker, like all the other components of the product range, is based on the DF-2 modular switchgear concept, synonymous with high reliability and safety. The VA(S)-2 concept offers the security and reliability with a large spectrum of possibilities in the range of 12 to 24 kV. The Mevoco vacuum circuit breaker is available in two main versions:

- VA(S)-2 with lateral arrangement;
- VA(S)-2RP with lateral arrangement, integrated digital protection relay and side mounted CT's.

Key Features

- Complete switching device for distribution switchgear
- Made for integration in SGC switchgears
- Available in a wide spectrum of possibilities
- Vacuum interrupters of the latest generation
- Great withstand to extreme temperatures
- Mechanical spring drive with exceptional longevity
- Maintenance-free

Characteristics of the VA(S)-2

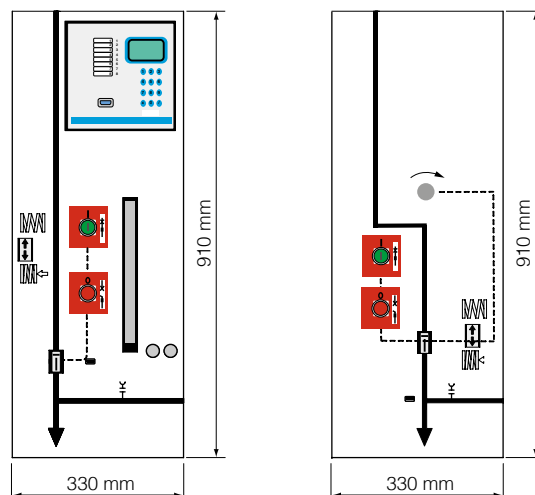
- Epoxy casted housing with protected ventilation openings, developed to be used in the more severe climatic conditions (IEC 60932 method A – Level 2)
- State of the art vacuum interrupters
- Spring drive mechanism
- Developed and manufactured in line with the ISO9001 standards
- IEC Type tested at KEMA, according the latest IEC 62271-100

Characteristics of the VA(S)-2RP

- Replace a MV circuit breaker with a direct relay protection
- Multifunctional digital protection with a large spectrum of functionalities
- Without auxiliary source. Energy is provided by the CT's that can be mounted on the left or on the right side of the circuit breaker.
- Opening release mechanically winded up at the end of the opening cycle of the circuit breaker
- Side mounted CT L/R with multiple ratio 50/1,150/1,200/1,400/1,600/1 (only in combination with RP)

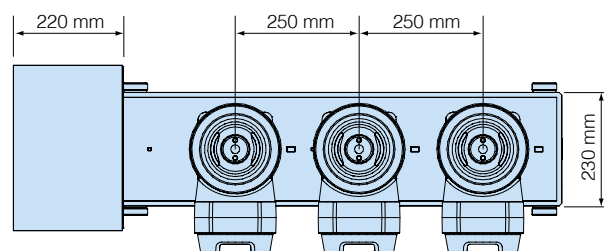
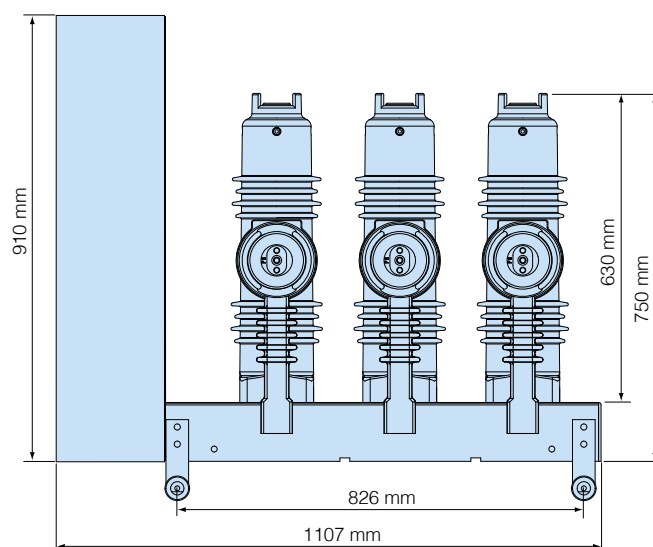
Options

- Motor operation 24-48-110 VDC/110-220 VAC
- Aux contacts (optionally spring charged)
- Operation counter
- Key interlock
- Closing coil
- Tripping coil (x2)



VA-2RP

VAS-2 (export)



Explanation of the codification

Ex: VA(S)-2/12-25/12L and VA(S)-2RP/12-25/12L

VA(S)-2:	Circuit breaker type
RP	Protection relay
12	Voltage in kV
25	Rated short time current 1 sec
8	Abbreviation of the nominal current
L	Lateral arrangement

Technical Specifications

VA-2(S) / VA(S)-2RP (12 - 17.5 - 24 kV)	UNIT	400A	630A	800A	1250A
Applicable standards	-				
Rated voltage	kV	12 - 17.5 - 24	12 - 17.5 - 24	12 - 17.5 - 24	12 - 17.5 - 24
Rated power frequency withstand voltage 1 min	kV	28 - 38 - 50	28 - 38 - 50	28 - 38 - 50	28 - 38 - 50
Rated lightning impulse withstand voltage 1.2/50 µs	kV	75 - 95 - 125	75 - 95 - 125	75 - 95 - 125	75 - 95 - 125
Rated frequency	Hz	50/60	50/60	50/60	50/60
Rated current	A	400	630	800	1250
Rated short time current	kA	12.5 - 20 - 25	12.5 - 20 - 25	12.5 - 20 - 25	12.5 - 20 - 25
Rated duration of the short circuit	s	3	3	3	3
Rated peak withstand current	kA	31.5 - 50 - 63	31.5 - 50 - 63	31.5 - 50 - 63	31.5 - 50 - 63
Short circuit breaking current at ≤ Un	kA	12.5 - 20 - 25	12.5 - 20 - 25	12.5 - 20 - 25	12.5 - 20 - 25
DC Component	%	36	36	36	36
Short circuit making current	kÂ	31.5 - 50 - 63	31.5 - 50 - 63	31.5 - 50 - 63	31.5 - 50 - 63
Rated operating sequence		0 - 0.3s - CO - 15s - CO	0 - 0.3s - CO - 15s - CO	0 - 0.3s - CO - 15s - CO	0 - 0.3s - CO - 15s - CO
Rated single capacitor bank breaking current at Un en fn = 50[Hz]	A	400	400	400	400
Over voltage factor		< 2.5	< 2.5	< 2.5	< 2.5
Rated breaking cable charging current	A	25	25	25	25
Over voltage factor	%	< 4	< 4	< 4	< 4
Rated off load transformer breaking current	A	12.5	12.5	12.5	12.5
Over voltage factor		< 4	< 4	< 4	< 4
Rated total closing time	ms	50	50	50	50
Rated total opening time	ms	42	42	42	42
Rated total breaking time	ms	60	60	60	60
Mechanical life time in number of CO operations		30,000	30,000	30,000	30,000
Life time of the vacuum interrupter	years	30	30	30	30
Electrical life time of the vacuum interrupter		10,000	10,000	10,000	10,000
Weight	kg	118	121	121	124



For more information on
VA(S)-2(RP) or our other products,
contact our sales team
➡ sales@mevoco.be

Part of available range

Type	Rated Voltage (kV)	Rated Current (A)	Breaking capacity (kA)
VA(S)-2 12-25/8L	12	800	25
VA(S)-2 12-25/12L	12	1250	25
VA(S)-2 17.5-25/8L	17.5	800	25
VA(S)-2 17.5-25/12L	17.5	1250	25
VA(S)-2 24-20/8L	24	800	20
VA(S)-2 24-20/12L	24	1250	20
VA(S)-2RP 12-25/8L	12	800	25
VA(S)-2RP 12-25/12L	12	1250	25
VA(S)-2RP 17.5-25/8L	17.5	800	25
VA(S)-2RP 17.5-25/12L	17.5	1250	25

MEVOCO

MEDIUM VOLTAGE COMPONENTS

Mevoco spearheads a drive for the development of medium voltage components that excel in quality and safety. Mevoco's range of products includes load break switches, circuit breakers, voltage detectors, a relay, and an arc-killer. Among its innovations, Mevoco created the Arc-killer SV-25, a patented mechanism that dramatically improves safety in medium voltage cubicles. It maximizes not only operator safety, but it reduces material damage as well. The story lies at the heart of a vision for safer medium voltage components. Mevoco is located in Belgium, at the heart of an international transportation network. It ships products worldwide.




Mevoco nv

Industrielaan 33A • 9850 Deinze • Belgium
Tel. +32 (0)9 380 30 49
Internet: www.mevoco.be
E-mail: info@mevoco.be

Our products



RV 44
Load break switch



RV 50
Load break switch



RV 53
Load break switch



RV 54
Load break switch
(submersible)



HR-2
(Non-)integrated
voltage detector




HR-3
Integrated
voltage-detector



VA(S)-2(RP)
Vacuum circuit
breaker



RP600
Digital Protection Relay



SV-25
Arc-killer



SV-50
Arc-killer